

BOARD MEMBERSHIP



SINCE 2014, WE RECRUITED

13 new members to the Advisory Board (that is **85%** of the total composition).

ANNUAL BOARD GIVING

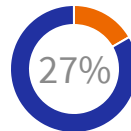
DMA Advisory Board met **67%** of target donations (**\$11,125 with a goal of \$16,500**).



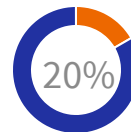
Advisory Board giving doubled between 2017 & 2018 (\$5,400 to \$11,125).

SINCE 2014

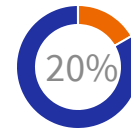
Our 20-member Advisory Board has connected **9 new stakeholders** to the DMA



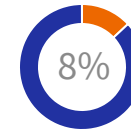
of our Advisory Board mentored students.



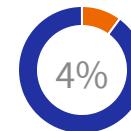
of our Advisory Board members guest lectured in class.



of our Advisory Board members provided direct feedback on curriculum development; 100% reviewed curriculum innovations and revisions.



of our Advisory Board members are internship site hosts for DMA students.



of our Advisory Board members hire DMA graduates.

BOARD COMPOSITION

- **79%** are employed by For-Profit Organizations.
- **11%** are employed by Non-Profit Organizations.
- **10%** are retired executives.
- **32%** of Advisory Board members represent organizations in the Financial industry.

- **16%** of Advisory Board members represent organizations in the Accounting industry.
- **16%** of Advisory Board members are employed at or lead start-ups.
- **26%** are in other industries including Aviation, Energy, Mergers/Acquisitions, Advanced Manufacturing, and Marketing.